



District Report Card: 2017


State: Odisha	District: Boudh
Class: 3	Subject: Language
Schools: 61	Students: 663


Participation/Coverage


Students

<div>GENDER</div> <div></div>	Boys		Girls	
	Number	%	Number	%
	298	44.95	365	55.05

<div>AREA</div> <div></div>	Rural		Urban	
	Number	%	Number	%
	644	97.13	19	2.87

<div>CATEGORY</div> <div></div>	SC		ST		OBC		GEN	
	Number	%	Number	%	Number	%	Number	%
	178	26.85	84	12.67	381	57.47	20	3.02

<div>CWSN</div> <div></div>	LD	VI	HI	S&LD	ID	Oth
	1	1	0	0	2	2

<div>Management</div> <div></div>	Government		Government-aided	
	Number	%	Number	%
	663	100.00	0	0.00

Average Performance of Students in Language (%)

Overall	Gender		Area		Management		Social Group			
	Male	Female	Rural	Urban	Govt.	Aided	SC	ST	OBC	GEN
64.57	62.28	66.43	64.47	67.72	64.57	0.00	62.13	69.68	65.18	53.00

Performance on Learning Outcomes (LOs)

Learning Outcomes	Description	Average Performance(%)
L304	Reads small texts with comprehension i.e., identifies main ideas, details, sequence and draws conclusions	66.27
L312	Reads printed scripts on the classroom walls: poems, posters, charts etc.	61.15

Range of Performance of Students who Answered Correctly							
Below 30%		30% - 50%		50% - 75%		Above 75%	
Number	%	Number	%	Number	%	Number	%
50	7.54	117	17.65	257	38.76	239	36.05

Lowest Performing Learning Outcomes (LOs)

1 - Reads printed scripts on the classroom walls: poems, posters, charts etc. (61.15)

2 - Reads small texts with comprehension i.e., identifies main ideas, details, sequence and draws conclusions (66.27)